

Name _____

PUMPKIN MATH







Practice your expanded math form expanding the numbers in the first pumpkin to the hundreds, tens, and ones as modeled in the first set.





$$\begin{array}{c} \text{Pumpkin} \\ 432 \end{array} = \begin{array}{c} \text{Pumpkin} \\ 400 \end{array} + \begin{array}{c} \text{Pumpkin} \\ 30 \end{array} + \begin{array}{c} \text{Pumpkin} \\ 2 \end{array}$$





$$\begin{array}{c} \text{Pumpkin} \\ 315 \end{array} = \begin{array}{c} \text{Pumpkin} \\ \underline{\hspace{1cm}} \end{array} + \begin{array}{c} \text{Pumpkin} \\ \underline{\hspace{1cm}} \end{array} + \begin{array}{c} \text{Pumpkin} \\ \underline{\hspace{1cm}} \end{array}$$





$$\begin{array}{c} \text{Pumpkin} \\ 376 \end{array} = \begin{array}{c} \text{Pumpkin} \\ \underline{\hspace{1cm}} \end{array} + \begin{array}{c} \text{Pumpkin} \\ \underline{\hspace{1cm}} \end{array} + \begin{array}{c} \text{Pumpkin} \\ \underline{\hspace{1cm}} \end{array}$$




$$\begin{array}{c} \text{Pumpkin} \\ 749 \end{array} = \begin{array}{c} \text{Pumpkin} \\ \underline{\hspace{1cm}} \end{array} + \begin{array}{c} \text{Pumpkin} \\ \underline{\hspace{1cm}} \end{array} + \begin{array}{c} \text{Pumpkin} \\ \underline{\hspace{1cm}} \end{array}$$

 =  +  + 

 =  +  + 

 =  +  + 

 =  +  + 

 =  +  + 