

# KINDERGARTEN HALLOWEEN WORKBOOK



Name \_\_\_\_\_


Date \_\_\_\_\_

# HALLOWEEN VOCABULARY


Identify the pictures below. Use the word bank below to name each picture.




\_\_\_\_\_  
.....  
\_\_\_\_\_



\_\_\_\_\_  
.....  
\_\_\_\_\_



\_\_\_\_\_  
.....  
\_\_\_\_\_



\_\_\_\_\_  
.....  
\_\_\_\_\_

## Word Bank:


bat	zombie	witch	ghost
-----	--------	-------	-------

Name \_\_\_\_\_

Date \_\_\_\_\_

# HALLOWEEN VOCABULARY

Identify the pictures below. Use the word bank below to name each picture.



\_\_\_\_\_  
.....  
\_\_\_\_\_



\_\_\_\_\_  
.....  
\_\_\_\_\_



\_\_\_\_\_  
.....  
\_\_\_\_\_



\_\_\_\_\_  
.....  
\_\_\_\_\_

## Word Bank:

vampire	poison	spider	crow
---------	--------	--------	------


Name \_\_\_\_\_

Date \_\_\_\_\_

# WRITING PRACTICE

Identify the picture below. Write the correct word beside the picture. Read and write the sentence.

I see a big and black



.

---

---

---

---

---

---

---

---

I want to harvest this



.

---

---

---

---

---

---

---

---


Name \_\_\_\_\_

Date \_\_\_\_\_

# WRITING PRACTICE

Identify the picture below. Write the correct word beside the picture. Read and write the sentence.

I felt scared when I saw a



---

---

---

---

---

---

---

This is a confused



---

---

---

---

---

---


---

Name \_\_\_\_\_

Date \_\_\_\_\_

# SENTENCE WRITING

Look at the picture below. Write a sentence that tells about the picture.



---

---

---

---

---

---

---

---

---

---

Name \_\_\_\_\_

Date \_\_\_\_\_

# SENTENCE WRITING

Look at the picture below. Write a sentence that tells about the picture.



---

---

---

---

---

---

---

---

---


---

Name \_\_\_\_\_

Date \_\_\_\_\_

# SENTENCE WRITING

Look at the picture below. Write a sentence that tells about the picture.



---

---

---

---

---

---

---

---

---

---



Name \_\_\_\_\_

Date \_\_\_\_\_

# SENTENCE WRITING

Look at the picture below. Write a sentence that tells about the picture.



---

---

---

---

---

---

---

---

---

---

Name \_\_\_\_\_

Date \_\_\_\_\_

# SENTENCE WRITING

Look at the picture below. Write a sentence that tells about the picture.



---

---

---

---

---

---

---

---

---


---

Name \_\_\_\_\_ Date \_\_\_\_\_

# DEAR ZOMBIE

Write a letter to a zombie.

Handwriting practice lines consisting of solid top and bottom lines with a dotted midline. There are ten sets of these lines for writing a letter.



Name \_\_\_\_\_ Date \_\_\_\_\_

# DEAR VAMPIRE

Write a letter to a vampire.

Handwriting practice lines consisting of solid top and bottom lines with a dotted midline, repeated ten times for writing a letter.



Name \_\_\_\_\_

Date \_\_\_\_\_

# HALLOWEEN COUNTING



Find and count the following Halloween characters.




Name \_\_\_\_\_

Date \_\_\_\_\_

# HALLOWEEN COUNTING



Find and count the following Halloween characters.






Name \_\_\_\_\_

Date \_\_\_\_\_

# HALLOWEEN COUNTING



Find and count the following Halloween characters.



Name \_\_\_\_\_

Date \_\_\_\_\_

# HALLOWEEN GRAPH

Find and graph the items listed. Then answer the questions below.



10				
9				
8				
7				
6				
5				
4				
3				
2				
1				

How many of each?



Which item did you find the most of? \_\_\_\_\_

Which item did you find the least of? \_\_\_\_\_





Name \_\_\_\_\_

Date \_\_\_\_\_


# HALLOWEEN GRAPH

Find and graph the items listed. Then answer the questions below.



10				
9				
8				
7				
6				
5				
4				
3				
2				
1				

How many of each?



Which item did you find the most of? \_\_\_\_\_

Which item did you find the least of? \_\_\_\_\_






Name \_\_\_\_\_

Date \_\_\_\_\_

# HALLOWEEN PATTERN

Look at the patterns below. Cut out the images at the bottom. Paste the image that comes next in each pattern.



Name \_\_\_\_\_

Date \_\_\_\_\_

# HALLOWEEN COLORING

Color the picture below.

